












Royall House Grounds

Layout and Tent Areas

Scale = 25 feet per inch

[TENT LOCATIONS are approximate]

-  = brick wall
-  = pathway
-  = decorative fence/wall
-  = driveway
-  = decorative pillar
-  = porch (available for serving area)
-  = Tent Space 20' x 30'
-  = Tent Space 25' x 30'
-  = large trees

For more information about renting the Royall House grounds:

Please call (781) 396-9032 or
e-mail: RoyallHouseED@comcast.net

Depth is approx. 194 feet

